

For retail and professional clients and qualified investors only. Capital at risk.  
This is a marketing communication. Please refer to the prospectus of the fund and to the  
key investor information document before making any final investment decisions.



# L&G Gerd Kommer Multifactor Equity UCITS ETF

Quarterly Index Summary

May 2026

This document is updated on a quarterly basis after each  
rebalancing of the Solactive Gerd Kommer Multifactor Equity Index



**Key risk**

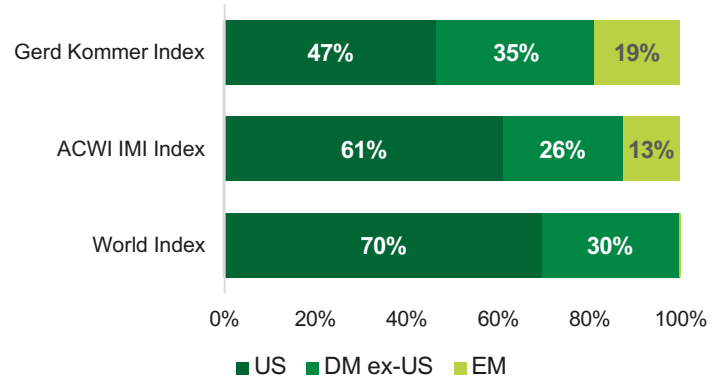
Past performance is not a guide to the future. The value of an investment and any income taken from it is not guaranteed and can go down as well as up, you may not get back the amount you originally invested.

Index	Description
<b>Gerd Kommer Index</b>	The Solactive Gerd Kommer Multifactor Equity Index aims to provide exposure to the equity market in the developed and emerging market countries globally where weights are tilted by reference to certain factors. The index determines individual country weights using market capitalisation and the economic output, i.e. gross domestic product (GDP).
<b>MC / GDP Index</b>	Individual country weights are derived based on their market capitalisation and economic output, i.e., gross domestic product (GDP). The pure market cap weight per company is then scaled relative to its derived country weight. This has been included for illustrative purposes to demonstrate the impact of the GDP-tilted approach before further tilting to certain factors.
<b>ACWI IMI Index</b>	The Solactive GBS Global Markets Investable Universe Index covers 99% of the market capitalization in the developed and emerging markets. The index is weighted based on market capitalization.
<b>World Index</b>	The Solactive GBS Developed Markets Large & Mid Cap Index covers 85% of the market capitalization in the developed markets. The index is weighted based on market capitalization.

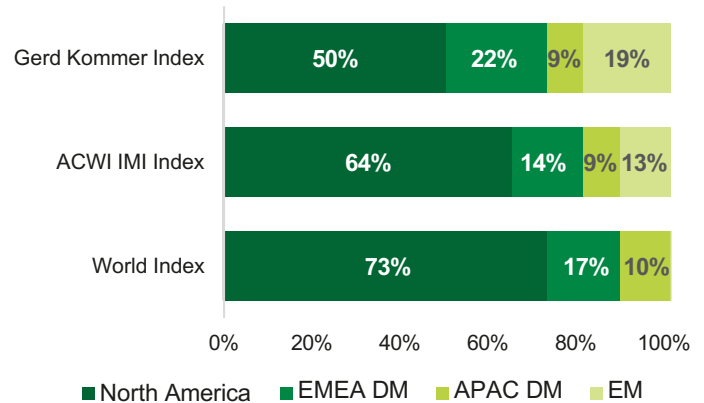
**Country Exposure\***

	Gerd Kommer Index	ACWI IMI Index	World Index
United States	46.6%	61.1%	69.8%
China	5.3%	3.0%	0.0%
Japan	5.3%	5.9%	6.6%
United Kingdom	4.1%	3.5%	4.0%
Germany	3.8%	1.9%	2.2%
Canada	3.2%	3.3%	3.7%
France	3.2%	2.1%	2.4%
India	2.9%	1.6%	0.0%
Australia	2.1%	1.7%	1.9%
South Korea	2.1%	1.9%	0.0%
Taiwan	2.1%	2.7%	0.0%
Switzerland	1.9%	2.0%	2.3%
Spain	1.7%	0.8%	0.9%
Netherlands	1.7%	1.2%	1.3%
Italy	1.5%	0.7%	0.8%
Brazil	1.1%	0.6%	0.0%
Sweden	1.1%	0.8%	0.9%
Hong Kong	0.9%	0.5%	0.6%
Denmark	0.8%	0.4%	0.4%
Singapore	0.8%	0.4%	0.5%
South Africa	0.8%	0.4%	0.0%
Israel	0.7%	0.4%	0.4%
Saudi Arabia	0.7%	0.4%	0.0%
Finland	0.6%	0.3%	0.3%
UAE	0.5%	0.3%	0.0%
Other	4.4%	2.2%	1.1%

**US, Developed (DM) & Emerging Markets (EM) Exposure**



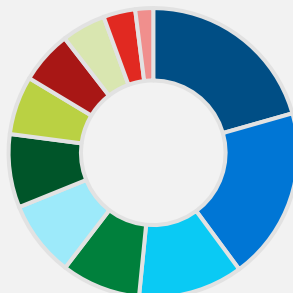
**Regional Exposure**



**Sector Exposure**

**Gerd Kommer Index:**

- Financials
- Information Technology
- Industrials
- Communication Services
- Health Care
- Consumer Discretionary
- Materials
- Energy
- Consumer Staples
- Utilities
- Real Estate



	Gerd Kommer Index	MC / GDP Index	ACWI IMI Index	World Index
Financials	20.6%	18.8%	16.4%	16.3%
Information Technology	19.2%	20.9%	24.9%	25.8%
Industrials	11.7%	13.3%	12.5%	11.6%
Communication Services	8.8%	7.5%	7.9%	8.8%
Health Care	8.5%	8.4%	8.9%	9.6%
Consumer Discretionary	8.2%	9.6%	9.5%	9.3%
Materials	6.5%	5.3%	4.6%	3.6%
Energy	5.9%	4.8%	4.5%	4.5%
Consumer Staples	4.9%	5.2%	5.2%	5.7%
Utilities	3.6%	3.4%	2.8%	2.8%
Real Estate	2.0%	2.5%	2.4%	1.8%

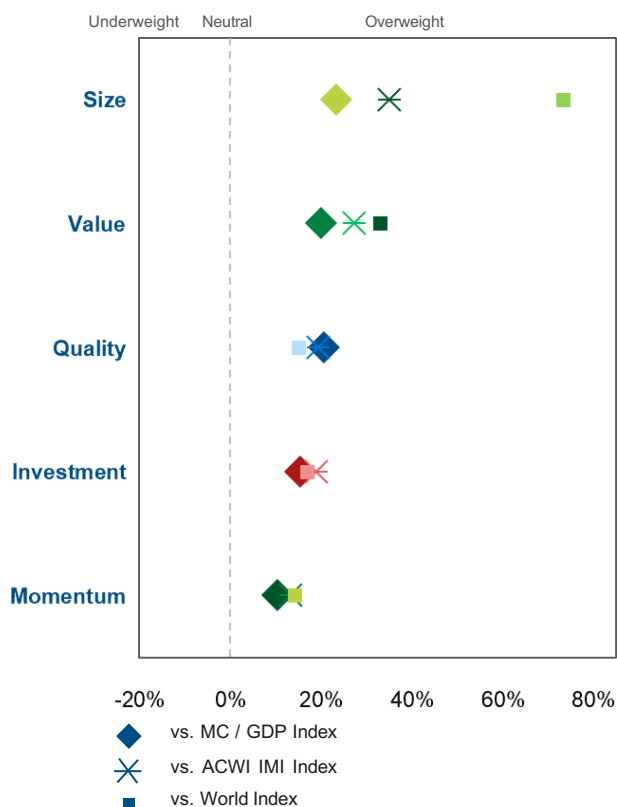
Source: Solactive, L&G. Data based on the index selection results as of the index selection day 3<sup>rd</sup> of April 2026. Note that the selection results became effective in the index on 1<sup>st</sup> of May 2026. Price movements between the selection and effective day may mean that the above numbers may deviate on the effective day. \*The country assignment shown is based on Solactive country assignment logic and can take into account the country of incorporation, country of primary listing, country of domicile, and country of risk. Note that for certain countries the displayed country weight in this document may differ from the displayed weight as shown in other product related factsheets that may follow a different country assignment logic. **The value of an investment and any income taken from it is not guaranteed and can go down as well as up, you may not get back the amount you originally invested.**

### Exclusions

	Number of Securities*	Weight*
ESG Exclusions	287	4.43%
IPO Exclusions	70	0.24%
Short Interest Exclusions	11	0.03%

### Factor Exposure

	Size	Value	Quality	Investment	Momentum
vs. MC / GDP Index	+23%	+20%	+21%	+15%	+10%
vs. ACWI IMI Index	+35%	+27%	+19%	+19%	+13%
vs. World Index	+73%	+33%	+15%	+17%	+14%

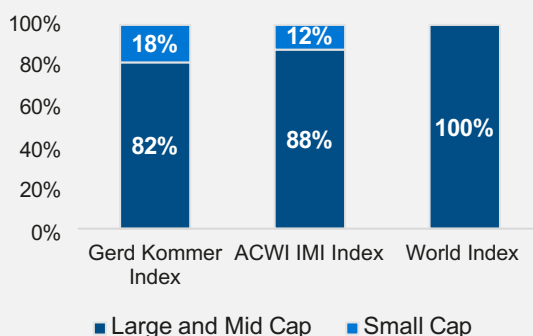


Factor Exposure is calculated against the World Index, ACWI IMI Index and the MC / GDP Index as the Gerd Kommer Index takes both market cap and GDP per country into account. An overweight in a respective factor means an improvement in the factor score in the Gerd Kommer Index against the displayed indices. The objective of the index is to reach a balanced factor uplift in size, value, and quality exposure against the MC / GDP index. Factor exposures against other indices are shown for illustrative purposes.

### Holdings Concentration (%)

	Gerd Kommer Index	MC / GDP Index	ACWI IMI Index	World Index
Top 10 Holdings	9.5%	15.3%	20.4%	25.8%
Top 100 Holdings	34.0%	38.4%	44.4%	55.0%
Top 1000 Holdings	77.0%	78.0%	81.5%	98.0%

### Size Breakdown



Market Cap (\$)	Gerd Kommer Index	ACWI IMI Index	World Index
< 5 Billion	8.6%	5.7%	0.4%
5 - 10 Billion	7.9%	5.0%	1.5%
10 - 20 Billion	11.2%	7.3%	3.5%
20 - 50 Billion	17.1%	13.2%	12.4%
50 - 100 Billion	14.2%	13.6%	15.8%
> 100 Billion	40.8%	55.0%	66.3%

### Fundamentals

	P/B Ratio	P/E Ratio	Div. Yield
Gerd Kommer Index	2.7	20.5	2.3%
ACWI IMI Index	3.5	24.1	1.5%
World Index	4.0	24.9	1.7%

Data for P/E and P/B ratio is sourced from Bloomberg, as of 1<sup>st</sup> May 2026. Dividend Yield is based on net dividends of the underlying stocks in the index from the past 12 months.

### Trading Information

Exchange	Currency	ISIN	WKN	Ticker	Share class
Deutsche Börse	EUR	IE0001UQQ933	WELT0A	GERD GY	Accumulating
SIX Swiss Exchange	CHF	IE0001UQQ933	WELT0A	GERD SW	Accumulating
Borsa Italiana	EUR	IE0001UQQ933	WELT0A	GERD IM	Accumulating
London Stock Exchange	USD	IE0001UQQ933	WELT0A	GERD LN	Accumulating
Deutsche Börse	EUR	IE000FPWSL69	WELT0B	K0MR GY	Quarterly Distributing
SIX Swiss Exchange	CHF	IE000FPWSL69	WELT0B	K0MR SW	Quarterly Distributing

Source: Solactive, L&G, Bloomberg. Data based on the index selection results as of the index selection day 3<sup>rd</sup> of April 2026. Note that the selection results became effective in the index on 1<sup>st</sup> of May 2026. Price movements between the selection and effective day may mean that the above numbers may deviate on the effective day. \*Based on the ACWI IMI Index.

Past performance is not a guide to the future. **The value of an investment and any income taken from it is not guaranteed and can go down as well as up, you may not get back the amount you originally invested.**

## Contact us

For further information about L&G, please visit [www.landq.com](http://www.landq.com) or contact your usual L&G representative



### Key risks

Past performance is not a guide to the future. The value of an investment and any income taken from it is not guaranteed and can go down as well as up, you may not get back the amount you originally invested. The Fund may have underlying investments that are valued in currencies that are different from USD, in which case exchange rate fluctuations will impact Third party service providers (such as counterparties entering into FDIs with the Fund or the Company's depository) may go bankrupt and fail to pay money due to the Fund or return property belonging to the Fund. If the Index provider stops calculating the Index or if the Fund's license to track the Index is terminated, the Fund may have to be closed. It may not always be possible to buy and sell Shares on a stock exchange or at prices closely reflecting the NAV. There is no capital guarantee or protection on the value of the Fund. Investors can lose all the capital invested in the Fund.

### Important information

The information in this document is for professional investors and their advisers only. This document is for information purposes only and we are not soliciting any action based on it. The information in this document is not an offer or recommendation to buy or sell securities or pursue a particular investment strategy and it does not constitute investment, legal or tax advice. Any investment decisions taken by you should be based on your own analysis and judgment (and/or that of your professional advisers) and not in reliance on us or the Information.

A summary in English of investor rights associated with an investment in the fund is available from [www.lgim.com/investor\\_rights](http://www.lgim.com/investor_rights).

The risks associated with each fund or investment strategy are set out in the key investor information document and prospectus or investment management agreement (as applicable). These documents should be reviewed before making any investment decisions. A copy of the English version of the prospectus and the key investor information document for each fund is available at [www.lgim.com](http://www.lgim.com) and may also be obtained from your Client Relationship Manager. Where required under national rules, the key investor information document will also be available in the local language of the relevant EEA Member State.

A decision may be taken at any time to terminate the arrangements made for the marketing of the fund in any EEA Member State in which it is currently marketed. In such circumstances, shareholders in the affected EEA Member State will be notified of this decision and will be provided with the opportunity to redeem their shareholding in the fund free of any charges or deductions for at least 30 working days from the date of such notification.

Information on sustainability-related aspects on the funds is available on <https://fundcentres.lgim.com/>. The decision to invest in the funds should take into account all the characteristics or objectives of the fund as described in its prospectus and in the key investor information document relating to the fund.

This document has been prepared by Legal & General Investment Management Limited and/or their affiliates ('Legal & General', 'we' or 'us'). The information in this document is the property and/or confidential information of Legal & General and may not be reproduced in whole or in part or distributed or disclosed by you to any other person without the prior written consent of Legal & General. Not for distribution to any person resident in any jurisdiction where such distribution would be contrary to local law or regulation.

No party shall have any right of action against Legal & General in relation to the accuracy or completeness of the information in this document. The information and views expressed in this document are believed to be accurate and complete as at the date of publication, but they should not be relied upon and may be subject to change without notice. We are under no obligation to update or amend the information in this document. Where this document

contains third party data, we cannot guarantee the accuracy, completeness or reliability of such data and we accept no responsibility or liability whatsoever in respect of such data.

Solactive AG accepts no responsibility or liability for any errors or for any loss from use of this factsheet or any of the information or data contained herein. In no event shall Solactive AG be liable to any party for any direct, indirect, incidental, exemplary, compensatory, punitive, special or consequential damages, costs, expenses, legal fees, or losses (including, without limitation, lost income or lost profits and opportunity costs) in connection with any use of the factsheets and its content even if advised of the possibility of such damages.

This financial promotion is issued by Legal & General Investment Management Limited.

In the European Economic Area, this document is issued by LGIM Managers (Europe) Limited, authorised and regulated by the Central Bank of Ireland as a UCITS management company (pursuant to European Communities (Undertakings for Collective Investment in Transferable Securities) Regulations, 2011 (as amended) and as an alternative investment fund manager (pursuant to the European Union (Alternative Investment Fund Managers) Regulations 2013 (as amended)). LGIM Managers (Europe) Limited's registered office is at 70 Sir John Rogerson's Quay, Dublin, 2, Ireland and it is registered with the Irish Companies Registration Office under company no. 609677.

**For investors in Switzerland:** This information provided herein does not constitute an offer of the Funds in Switzerland pursuant to the Swiss Federal Law on Financial Services ("FinSA") and its implementing ordinance. This is solely an advertisement pursuant to FinSA and its implementing ordinance for the Funds. **(For all collective investment schemes with the exception of the Legal & General UCITS ETF PLC):** Swiss Representative: Acolin Fund Services AG, Leutschenbachstraße 50, 8050 Zurich, Switzerland. Swiss Paying Agent: NPB Neue Privat Bank AG, Limmatquai 1/am Bellevue, PO Box, 8024 Zurich, Switzerland.

**(For the Legal & General UCITS ETF PLC):** Swiss Representative and Paying Agent: State Street Bank International GmbH Munich, Zurich Branch Beethovenstraße 19, 8007 Zurich, Switzerland. **Availability of Documents:** The prospectus, Key Information Documents (KIDs), the instruments of incorporation, annual report and subsequent semi-annual report and additional relevant documentation of the above-mentioned collective investment schemes are available free of charge from the Swiss representative and from Legal & General Investment Management Limited, One Coleman Street, London, EC2R 5AA, GB.

LGIM Managers (Europe) Limited operates a branch network in the European Economic Area, which is subject to supervision by the Central Bank of Ireland. In Italy, the branch office of LGIM Managers (Europe) Limited is subject to limited supervision by the Commissione Nazionale per le società e la Borsa ("CONSOB") and is registered with Banca d'Italia (no. 23978.0) with registered office at Piazza della Repubblica 3, 20121 - Milano (Companies' Register no. MI - 2557936). In Sweden, the branch office of LGIM Managers (Europe) Limited is subject to limited supervision by the Swedish Financial Supervisory Authority ("SFS"). In Germany, the branch office of LGIM Managers (Europe) Limited is subject to limited supervision by the German Federal Financial Supervisory Authority ("BaFin"). In the Netherlands, the branch office of LGIM Managers (Europe) Limited is subject to limited supervision by the Dutch Authority for the Financial Markets ("AFM") and it is included in the register held by the AFM and registered with the trade register of the Chamber of Commerce under number 74481231. Details about the full extent of our relevant authorisations and permissions are available from us upon request.